

Since 1968

COMMAX
SmartHome & Security

User Manual

DOOR STATION DR-2GN / 2GNR



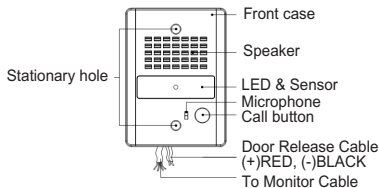
www.commax.com

COMMAX Co.,Ltd.



- Thank you for purchasing COMMAX products.
- Please carefully read this User's Guide (in particular, precautions for safety) before using a product and follow instructions to use a product exactly.
- The company is not responsible for any safety accidents caused by abnormal operation of the product.

1. Overview

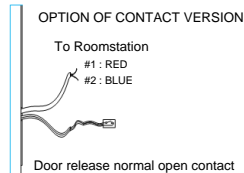
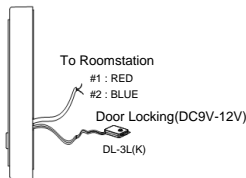


3. Specification

MODEL	DR-2GN/2GNR
Wiring system(household)	Door Phone 2-Wire System(Nonpolar)
Communication method	Full Duplex
Rated voltage	9V \equiv (Supplied from the door phone)
Operating Temperature	-10°C ~ +40°C
Dimensions(mm)	93.5(W)X126(H)X18(D)mm
Communication Distance	280g
Weight(g)	170g

2. Wiring & Installation

1. Connect Room station cables as appeared in the figure.(polarity with care)
2. Connect Door Release cable as appeared in the figure.
(applied only for DR-2GNR)
3. Check to see whether the system functions.



4. If there is no hole on the wall, you can allocate the wire on the groove around the case as appeared in the figure.
5. Place the system on the wall and mount with screws supplied.

